



Les navires

| | |
|-----------------------------------|----|
| COBIA 3 | 66 |
| DORY | 68 |
| MAREVA NUI | 70 |
| NUKU HAU | 74 |
| SAINT XAVIER MARIS STELLA 3 | 78 |
| ST X MARIS STELLA 4 | 82 |
| TAPORO 8 | 86 |
| AREMITI 1 | 90 |



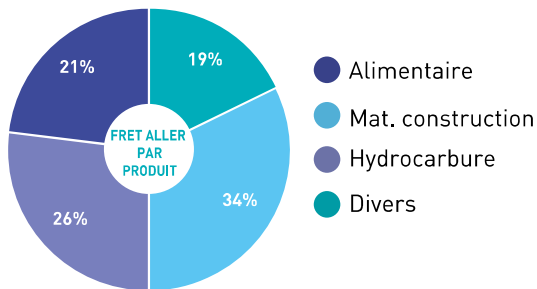
Récapitulatif du fret des Tuamotu Ouest / île

Tuamotu - Gambier

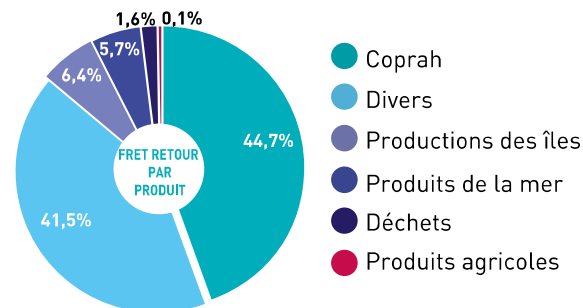


| FRET | AHE | APATAKI | ARATIKA | ARUTUA | FAKARAVA | KAUEHI | KAUKURA | MAKATEA | MANIHI | MATAIVA | NIAU | RANGIROA | RARAKA | TAIARO | TAKAPOTO | TAKAROA | TIKEHAU | TOAU | AVENTURE | TOTAL |
|--------------------------|------------------|----------------|----------------|------------------|------------------|----------------|------------------|----------------|------------------|------------------|----------------|-------------------|----------------|---------------|------------------|------------------|------------------|---------------|----------------|-------------------|
| Alimentaire | 187,632 | 266,415 | 232,561 | 774,690 | 1 447,854 | 45,484 | 438,754 | 21,671 | 253,542 | 147,914 | 18,506 | 2 441,572 | 26,778 | - | 274,437 | 180,917 | 405,492 | - | 2,855 | 9 940,093 |
| Mat. construction | 2 267,038 | 185,397 | 126,194 | 409,685 | 862,301 | 44,718 | 482,796 | 96,284 | 2 492,210 | 388,060 | 315,464 | 3 297,893 | 274,423 | - | 850,196 | 77,064 | 591,704 | - | - | 12 761,427 |
| Hydrocarbure | 290,377 | 204,014 | 230,736 | 857,713 | 1 468,793 | 110,376 | 212,421 | 30,259 | 165,462 | 116,903 | 100,793 | 4 525,782 | 20,846 | - | 170,969 | 222,025 | 482,563 | - | 532,571 | 9 742,603 |
| Divers | 623,512 | 71,296 | 9,183 | 268,792 | 322,173 | 82,893 | 104,672 | 54,591 | 1 793,010 | 124,046 | 73,126 | 3 006,031 | 70,684 | - | 158,994 | 169,044 | 777,886 | - | 0,785 | 7 710,718 |
| FRET ALLER | 3 368,559 | 727,122 | 598,674 | 2 310,880 | 4 101,121 | 283,471 | 1 238,643 | 202,805 | 4 704,224 | 776,923 | 507,889 | 13 271,278 | 392,731 | - | 1 454,596 | 649,050 | 2 257,645 | - | 536,211 | 37 381,822 |
| Coprah | 177,232 | 66,633 | 175,631 | 187,369 | 120,286 | 98,822 | 411,262 | 19,108 | 114,944 | 308,020 | 256,995 | 625,645 | 60,781 | 31,585 | 315,102 | 250,490 | 144,147 | 15,357 | - | 3 379,409 |
| Produits de la mer | 17,463 | 16,582 | 12,515 | 86,852 | 8,742 | 6,685 | 41,256 | 0,592 | 42,564 | 1,872 | 2,998 | 132,145 | 7,784 | - | 16,290 | 17,879 | 15,439 | - | - | 427,658 |
| Produits agricoles | 0,755 | - | - | - | 0,070 | - | 0,182 | 0,236 | 0,340 | 0,213 | 0,022 | 3,915 | - | - | 0,050 | - | 2,060 | - | - | 7,843 |
| Productions des îles | 167,080 | 85,723 | - | 90,017 | 8,098 | - | 2,885 | - | 33,009 | - | 0,136 | 87,776 | - | - | 1,159 | 5,170 | 2,495 | - | - | 483,548 |
| Déchets | 50,700 | - | 15,800 | 14,600 | 13,000 | - | - | - | 0,200 | - | - | 10,950 | - | - | - | - | 19,200 | - | - | 124,450 |
| Divers | 478,203 | 32,170 | 15,879 | 208,794 | 232,296 | 28,847 | 71,433 | 60,050 | 89,103 | 42,448 | 6,658 | 1 356,819 | 46,439 | - | 38,782 | 152,859 | 279,793 | - | - | 3 140,573 |
| FRET RETOUR | 891,433 | 201,108 | 219,825 | 587,632 | 382,492 | 134,354 | 527,018 | 79,986 | 280,160 | 352,553 | 266,809 | 2 217,250 | 115,004 | 31,585 | 371,383 | 426,398 | 463,134 | 15,357 | - | 7 563,481 |
| TOTAL FRET (EN T) | 4 259,992 | 928,230 | 818,499 | 2 898,512 | 4 483,613 | 417,825 | 1 765,661 | 282,791 | 4 984,384 | 1 129,476 | 774,698 | 15 488,528 | 507,735 | 31,585 | 1 825,979 | 1 075,448 | 2 720,779 | 15,357 | 536,211 | 44 945,303 |

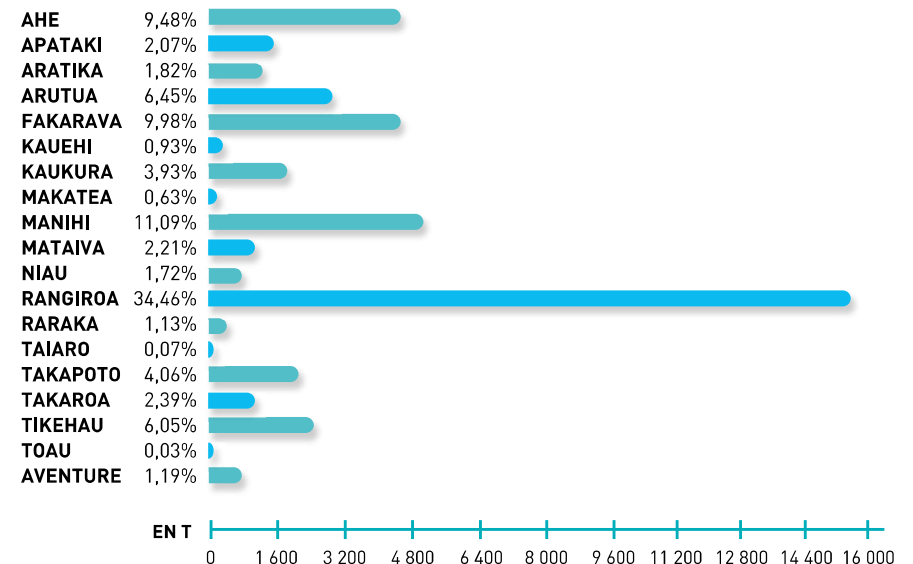
FRET ALLER PAR PRODUIT



FRET RETOUR PAR PRODUIT



FRET PAR ÎLE





Détail des produits en provenance des Tuamotu Ouest

Tuamotu - Gambier



PRODUITS AGRICOLES

| | COCO | TAMANU | PASTEQUE | TOTAL |
|--------------|--------------|--------------|--------------|--------------|
| AHE | 0,755 | - | - | 0,755 |
| FAKARAVA | 0,070 | - | - | 0,070 |
| KAUKURA | 0,182 | - | - | 0,182 |
| MAKATEA | - | - | 0,236 | 0,236 |
| MANIHI | 0,340 | - | - | 0,340 |
| MATAIVA | 0,213 | - | - | 0,213 |
| NIAU | 0,022 | - | - | 0,022 |
| RANGIROA | 3,005 | 0,910 | - | 3,915 |
| TAKAPOTO | 0,050 | - | - | 0,050 |
| TIKEHAU | 0,820 | 1,240 | - | 2,060 |
| TOTAL | 5,457 | 2,150 | 0,236 | 7,843 |

PRODUITS DE LA MER

| | POISSON | KORORI | TOTAL |
|--------------|----------------|--------------|----------------|
| AHE | 17,348 | 0,115 | 17,463 |
| APATAKI | 16,582 | - | 16,582 |
| ARATIKA | 12,515 | - | 12,515 |
| ARUTUA | 86,687 | 0,165 | 86,852 |
| FAKARAVA | 8,742 | - | 8,742 |
| KAUEHI | 6,685 | - | 6,685 |
| KAUKURA | 41,256 | - | 41,256 |
| MAKATEA | 0,592 | - | 0,592 |
| MANIHI | 42,564 | - | 42,564 |
| MATAIVA | 1,872 | - | 1,872 |
| NIAU | 2,998 | - | 2,998 |
| RANGIROA | 132,145 | - | 132,145 |
| RARAKA | 7,784 | - | 7,784 |
| TAKAPOTO | 16,290 | - | 16,290 |
| TAKAROA | 17,879 | - | 17,879 |
| TIKEHAU | 15,439 | - | 15,439 |
| TOTAL | 427,378 | 0,280 | 427,658 |





Détail des produits en provenance des Tuamotu Ouest

Tuamotu - Gambier



PRODUCTIONS DES ÎLES

| | MIEL | POISSON SALE / FUME | JUS DE CANNE À SUCRE | VIN / RHUM | SABLE | GRAVIERS (IRI IRI) | COQUILLAGE | BOURRE DE COCO | NACRE | TOTAL |
|--------------|--------------|------------------------|-------------------------|---------------|--------------|-----------------------|--------------|-------------------|----------------|----------------|
| AHE | - | - | - | - | 0,140 | 0,450 | 0,150 | - | 166,340 | 167,080 |
| APATAKI | - | - | - | - | 0,200 | 0,200 | 0,150 | - | 85,173 | 85,723 |
| ARUTUA | - | - | - | - | - | 0,697 | - | - | 89,295 | 89,992 |
| FAKARAVA | - | - | - | - | - | - | - | - | 8,098 | 8,098 |
| KAUKURA | 0,040 | - | - | - | 0,440 | 0,300 | - | 2,845 | - | 2,885 |
| MANIHI | - | - | - | - | 0,050 | 0,120 | - | - | 32,839 | 33,009 |
| NIAU | 0,076 | 0,810 | - | - | - | - | 0,060 | - | - | 0,136 |
| RANGIROA | 0,066 | 0,265 | 59,000 | 27,505 | 0,040 | 0,900 | - | - | - | 87,776 |
| TAKAPOTO | - | - | - | - | 0,080 | - | 0,099 | 0,380 | 0,600 | 1,159 |
| TAKAROA | - | - | - | - | 0,930 | 0,100 | - | 0,030 | 4,110 | 5,170 |
| TIKEHAU | - | 0,020 | - | - | 0,305 | 2,140 | 0,050 | - | - | 2,495 |
| TOTAL | 0,182 | 0,265 | 59,000 | 27,505 | 1,745 | 4,607 | 0,509 | 3,255 | 386,455 | 483,523 |

DÉCHETS

| | |
|----------|--------|
| AHE | 50,700 |
| ARATIKA | 15,800 |
| ARUTUA | 14,600 |
| FAKARAVA | 13,000 |
| MANIHI | 0,200 |
| RANGIROA | 10,950 |
| TIKEHAU | 19,200 |

TOTAL 124,450



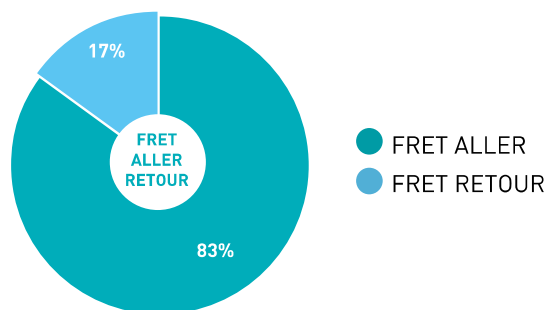
Récapitulatif du fret des Tuamotu Ouest / par navire

Tuamotu - Gambier

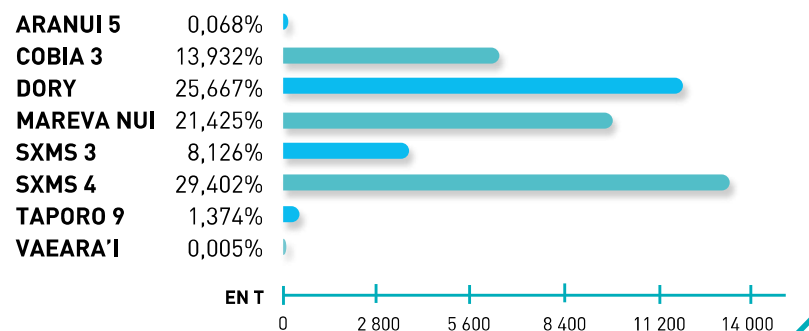


| FRET | ARANUI 5 | COBIA 3 | DORY | MAREVA NUI | SAINT XAVIER MARIS STELLA 3 | ST X MARIS STELLA 4 | TAPORO 9 | VAEARA'I | TOTAL |
|--------------------------|---------------|-------------------|-------------------|------------------|--------------------------------|------------------------|----------------|--------------|-------------------|
| Alimentaire | 1,365 | 2 773,019 | 1 838,178 | 956,183 | 408,370 | 970,327 | 219,436 | 0,196 | 7 167,074 |
| Mat. construction | 5,544 | 866,518 | 2 293,456 | 2 988,350 | 1 613,514 | 4 718,811 | 275,234 | - | 12 761,427 |
| Hydrocarbure | 12,573 | 1 930,091 | 2 156,843 | 2 617,704 | 666,660 | 2 336,234 | 20,438 | 2,060 | 9 742,603 |
| Divers | 5,677 | 1,827 | 3 223,084 | 702,873 | 699,461 | 2 987,568 | 90,228 | - | 7 710,718 |
| FRET ALLER | 25,159 | 15 571,455 | 9 511,561 | 7 265,110 | 3 388,005 | 11 012,940 | 605,336 | 2,256 | 37 381,822 |
| Coprah | 5,162 | 375,924 | 847,481 | 1 679,215 | 119,489 | 352,138 | - | - | 3 379,409 |
| Produits de la mer | 0,012 | 47,717 | 204,860 | 160,491 | 0,818 | 9,473 | 4,287 | - | 427,658 |
| Produits agricoles | - | 0,060 | 7,070 | - | - | 0,683 | 0,030 | - | 7,843 |
| Productions des îles | - | 61,733 | 238,444 | - | 70,830 | 111,815 | 0,726 | - | 483,548 |
| Déchets | - | 23,800 | 67,600 | 13,000 | 5,200 | 14,850 | - | - | 124,450 |
| Divers | 0,206 | 181,190 | 659,116 | 511,876 | 68,070 | 1 712,924 | 7,191 | - | 3 140,573 |
| FRET RETOUR | 5,380 | 690,424 | 2 024,571 | 2 364,582 | 264,407 | 2 201,883 | 12,234 | - | 7 563,481 |
| TOTAL FRET (EN T) | 30,539 | 6 261,879 | 11 536,132 | 9 629,692 | 3 652,412 | 13 214,823 | 617,570 | 2,256 | 44 945,303 |

FRET ALLER/RETOUR



FRET PAR NAVIRE





Récapitulatif des passagers / îles - Tuamotu Ouest

Tuamotu - Gambier



| | AHE | APATAKI | ARATIKA | ARUTUA | FAKARAVA | KAUEHI | KAUKURA | MAKATEA | MANIHI | MATAIVA | NIAU | RANGIROA | RARAKA | TAIARO | TAKAPOTO | TAKAROA | TIKEHAU | TOURNÉE | TOTAL |
|------------------|----------|----------|----------|----------|-----------|-----------|----------|-----------|----------|----------|----------|------------|----------|----------|----------|----------|----------|----------|------------|
| Passagers Aller | 2 | - | - | - | 10 | 15 | - | 59 | - | - | - | 257 | - | - | - | - | - | 2 | 345 |
| Passagers Retour | - | 3 | - | 2 | - | - | - | 20 | - | - | - | 234 | - | - | - | - | - | - | 259 |
| TOTAL | 2 | 3 | - | 2 | 10 | 15 | - | 79 | - | - | - | 491 | - | - | - | - | - | 2 | 604 |



Récapitulatif des passagers / par navire - Tuamotu Ouest

Tuamotu - Gambier



| | ARANUI 5 | COBIA 3 | DORY | MAREVA NUI | SAINT XAVIER MARIS STELLA 3 | ST X MARIS STELLA 4 | TAPORO 9 | VAEARA'I | TOTAL |
|----------------------|------------|----------|----------|------------|--------------------------------|------------------------|----------|------------|------------|
| Passagers Aller | 56 | - | - | - | 12 | 55 | - | 220 | 343 |
| Passagers Retour | 49 | - | - | - | 2 | 10 | - | 198 | 259 |
| Passagers en tournée | - | - | - | - | 2 | - | - | - | 2 |
| TOTAL | 105 | - | - | - | 16 | 65 | - | 418 | 604 |



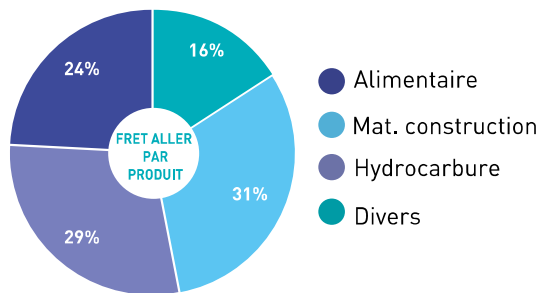
Récapitulatif du fret des Tuamotu Centre / île

Tuamotu - Gambier

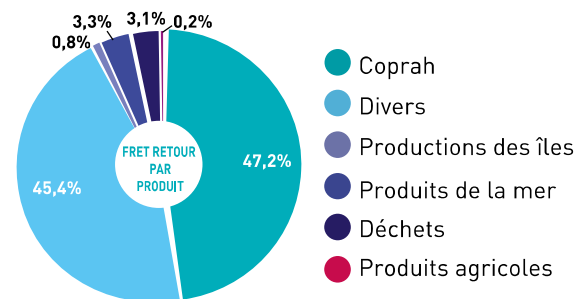


| FRET | AMANU | ANAA | ANUANURUNGA | FAAITE | HAO | HARAIKI | HEREHERETUE | HIKUERU | KATIU | MAKEMO | MAROKAU | MARUTEA NORD | NIHIRU | NUKUTEPIPI | RAROAIA | RAVAHERE | TAENGA | TAHANEA | TAKUME | TOTAL |
|--------------------------|----------------|------------------|----------------|----------------|------------------|---------------|----------------|----------------|----------------|------------------|----------------|--------------|---------------|----------------|----------------|---------------|---------------|---------------|----------------|-------------------|
| Alimentaire | 27,903 | 529,319 | 11,911 | 144,828 | 677,976 | | 21,032 | 38,033 | 102,006 | 510,891 | 11,445 | - | - | 125,245 | 62,034 | - | 15,985 | - | 49,069 | 2 327,677 |
| Mat. construction | 61,104 | 529,773 | - | 32,037 | 1 035,748 | | 153,182 | 62,949 | 394,071 | 515,653 | 7,097 | - | - | 25,412 | 65,350 | - | 17,383 | - | 154,614 | 3 054,373 |
| Hydrocarbure | 49,600 | 574,436 | 6,660 | 110,212 | 992,331 | | 91,691 | 109,372 | 114,350 | 436,840 | 16,251 | - | - | 286,612 | 59,443 | - | 12,030 | - | 12,343 | 2 872,171 |
| Divers | 34,570 | 397,865 | 8,901 | 18,700 | 493,263 | | 81,184 | 45,870 | 43,124 | 211,928 | 11,128 | - | 0,002 | 72,301 | 29,566 | - | 9,044 | - | 97,844 | 1 555,290 |
| FRET ALLER | 173,177 | 2 031,393 | 27,472 | 305,777 | 3 199,318 | | 347,089 | 256,224 | 653,551 | 1 675,312 | 45,921 | - | 0,002 | 509,570 | 216,393 | - | 54,442 | - | 313,870 | 9 809,511 |
| Coprah | 94,654 | 323,641 | - | 89,791 | 112,327 | 37,479 | 99,958 | 18,106 | 65,362 | 185,080 | 65,159 | 4,010 | 23,925 | - | 16,376 | 14,325 | 20,578 | 13,840 | 61,692 | 1 246,303 |
| Produits de la mer | 2,639 | 6,814 | 0,110 | 17,082 | 10,493 | - | 2,751 | 3,634 | 17,856 | 18,150 | 2,526 | - | - | - | 1,421 | - | 1,936 | - | 1,416 | 86,828 |
| Produits agricoles | - | 0,020 | - | - | 5,480 | - | 0,240 | - | - | - | - | - | - | - | 0,140 | - | - | - | 0,315 | 6,195 |
| Productions des îles | - | 0,465 | - | - | 0,503 | - | - | - | 6,548 | - | - | - | - | - | 4,280 | - | - | - | 8,081 | 19,877 |
| Déchets | - | 0,650 | 28,600 | - | 6,017 | - | - | - | 0,300 | 0,310 | - | - | - | 45,110 | 1,000 | - | - | - | 0,480 | 82,467 |
| Divers | 4,976 | 26,595 | 145,400 | 12,684 | 195,828 | - | 222,712 | 5,971 | 11,049 | 67,639 | 37,575 | - | - | 190,643 | 27,124 | - | 2,795 | - | 246,963 | 1 197,954 |
| FRET RETOUR | 102,269 | 358,185 | 174,110 | 119,557 | 330,648 | 37,479 | 325,661 | 27,711 | 101,115 | 271,179 | 105,260 | 4,010 | 23,925 | 235,753 | 50,341 | 14,325 | 25,309 | 13,840 | 318,947 | 2 639,624 |
| TOTAL FRET (EN T) | 275,446 | 2 389,578 | 201,582 | 425,334 | 3 529,966 | 37,479 | 672,750 | 283,935 | 754,666 | 1 946,491 | 151,181 | 4,010 | 23,927 | 745,323 | 266,734 | 14,325 | 79,751 | 13,840 | 632,817 | 12 449,135 |

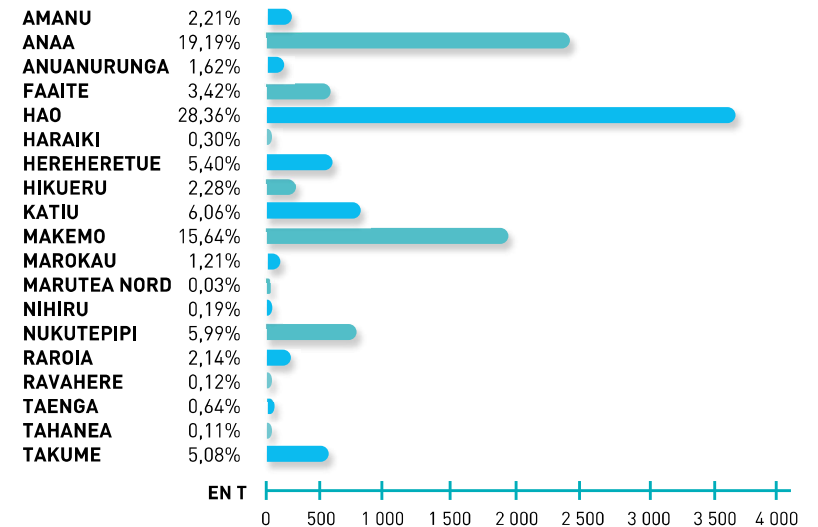
FRET ALLER PAR PRODUIT



FRET RETOUR PAR PRODUIT



FRET PAR ÎLE





Détail des produits en provenance des Tuamotu Centre / île

Tuamotu - Gambier



PRODUITS AGRICOLES

| | NONO | COCO | TAMANU | CITRON | TOTAL |
|--------------|--------------|--------------|--------------|--------------|--------------|
| ANAA | - | 0,020 | - | - | 0,020 |
| HAO | 5,400 | 0,040 | - | 0,040 | 5,480 |
| HEREHERETUE | - | 0,240 | - | - | 0,240 |
| RAROAIA | - | - | 0,140 | - | 0,140 |
| TAKUME | - | - | 0,315 | - | 0,315 |
| TOTAL | 5,400 | 0,300 | 0,455 | 0,040 | 6,195 |

PRODUITS DE LA MER

| | POISSONS | KORORI | GLACIÈRE (RÉFRIGÉRÉ) | TOTAL |
|--------------|---------------|--------------|----------------------|---------------|
| AMANU | 2,639 | - | - | 2,639 |
| ANAA | 6,534 | - | 0,280 | 6,814 |
| ANUANURUNGA | 0,110 | - | - | 0,110 |
| FAAITE | 17,082 | - | - | 17,082 |
| HAO | 10,175 | - | 0,318 | 10,493 |
| HEREHERETUE | 1,026 | - | 1,725 | 2,751 |
| HIKUERU | 2,613 | - | 1,021 | 3,634 |
| KATIU | 17,856 | - | - | 17,856 |
| MAKEMO | 17,972 | - | 0,178 | 18,150 |
| MAROKAU | 1,411 | - | 1,115 | 2,526 |
| RAROAIA | 1,174 | - | 0,247 | 1,421 |
| TAENGA | 1,807 | - | 0,129 | 1,936 |
| TAKUME | 0,696 | 0,100 | 0,620 | 1,416 |
| TOTAL | 81,095 | 0,100 | 5,633 | 86,828 |



Détail des produits en provenance des Tuamotu Centre / île

Tuamotu - Gambier



PRODUCTIONS DES ÎLES

| | MIEL | SABLE | GRAVIER (IRI IRI) | COQUILLAGE | NACRE | TOTAL |
|---------------|--------------|--------------|-------------------|--------------|---------------|---------------|
| ANAA | 0,040 | 0,100 | - | 0,325 | - | 0,465 |
| HAO | 0,030 | 0,302 | 0,111 | 0,060 | - | 0,503 |
| KATIU | 0,003 | - | - | - | 6,545 | 6,548 |
| RAROIA | - | - | 0,050 | 0,020 | 4,210 | 4,280 |
| TAKUME | - | 0,080 | - | 0,791 | 7,210 | 8,081 |
| TOTAL | 0,073 | 2,461 | 0,161 | 1,196 | 17,965 | 19,877 |

DÉCHETS

| | |
|--------------------|---------------|
| ANAA | 0,650 |
| ANUANURUNGA | 28,600 |
| HAO | 6,017 |
| KATIU | 0,300 |
| MAKEMO | 0,310 |
| NUKUTEPIPI | 45,110 |
| RAROIA | 1,000 |
| TAKUME | 0,480 |
| TOTAL | 82,467 |



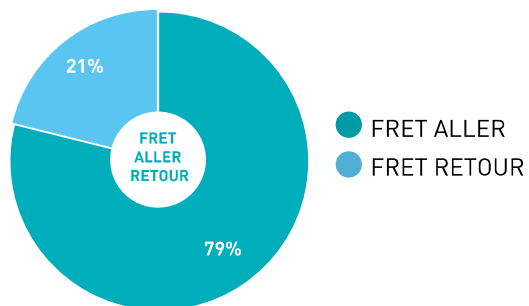
Récapitulatif du fret des Tuamotu Centre / par navire

Tuamotu - Gambier

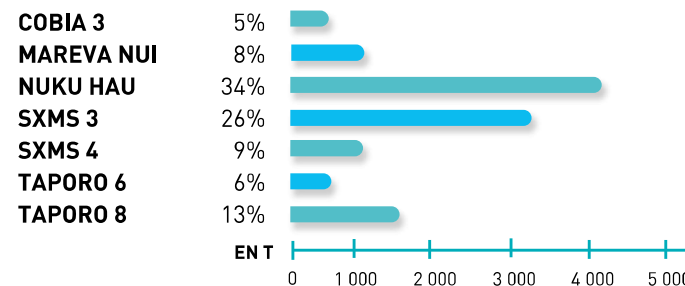


| FRET | COBIA 3 | MAREVA NUI | NUKU HAU | SAINT XAVIER MARIS STELLA 3 | ST X MARIS STELLA 4 | TAPORO 6 (DÉROGATION) | TAPORO 8 | TOTAL |
|--------------------------|----------------|------------------|------------------|--------------------------------|------------------------|--------------------------|------------------|-------------------|
| Alimentaire | 189,977 | 338,855 | 832,514 | 565,279 | 55,708 | 89,806 | 255,538 | 2 327,677 |
| Mat. construction | 111,449 | 180,085 | 1 104,944 | 799,834 | 306,972 | 282,774 | 268,315 | 3 054,373 |
| Hydrocarbure | 144,057 | 140,687 | 1 052,507 | 889,000 | 241,539 | 130,972 | 273,409 | 2 872,171 |
| Divers | 0,048 | 108,351 | 487,747 | 508,097 | 125,225 | 37,946 | 287,876 | 1 555,290 |
| FRET ALLER | 445,531 | 767,978 | 3 477,712 | 2 762,210 | 729,444 | 541,498 | 1 085,138 | 9 809,511 |
| Coprah | 115,852 | 198,619 | 333,272 | 316,936 | 67,964 | 69,224 | 144,436 | 1 246,303 |
| Produits de la mer | 32,576 | 17,500 | 11,497 | 10,988 | 2,146 | 2,838 | 9,283 | 86,828 |
| Produits agricoles | - | - | 0,495 | 0,630 | 4,950 | 0,040 | 0,080 | 6,195 |
| Productions des îles | 6,545 | - | 3,613 | 5,947 | 3,332 | 0,100 | 0,340 | 19,877 |
| Déchets | - | - | 46,517 | 0,980 | 6,220 | 15,750 | 13,000 | 82,467 |
| Divers | 13,202 | 62,310 | 339,298 | 84,590 | 291,666 | 59,303 | 347,585 | 1 197,954 |
| FRET RETOUR | 168,175 | 278,429 | 734,692 | 420,071 | 376,278 | 147,255 | 514,724 | 2 639,624 |
| TOTAL FRET (EN T) | 613,706 | 1 046,407 | 4 212,404 | 3 182,281 | 1 105,722 | 688,753 | 1 599,862 | 12 449,135 |

FRET ALLER / RETOUR



FRET PAR NAVIRE





Récapitulatif des passagers / îles - Tuamotu Centre

Tuamotu - Gambier



| | ANAA | ANUANURUNGA | FAAITE | HAO | HEREHERETUE | MAKEMO | MAROKAU | TAENGA | TAKUME | TOURNÉE | TOTAL |
|------------------|-----------|-------------|----------|----------|-------------|----------|----------|----------|----------|-----------|------------|
| Passagers Aller | 21 | 1 | 5 | 1 | - | 1 | - | 2 | - | 13 | 44 |
| Passagers Retour | 10 | 11 | - | - | 67 | - | 3 | - | 7 | - | 98 |
| TOTAL | 31 | 12 | 5 | 1 | 67 | 1 | 3 | 2 | 7 | 13 | 142 |



Récapitulatif des passagers / par navire - Tuamotu Centre

Tuamotu - Gambier



| | COBIA 3 | MAREVA NUI | NUKU HAU | SAINT XAVIER MARIS STELLA 3 | ST X MARIS STELLA 4 | TAPORO 6 (DÉROGATION) | TAPORO 8 | TOTAL |
|----------------------|----------|------------|-----------|--------------------------------|------------------------|--------------------------|-----------|------------|
| Passagers Aller | - | - | 1 | 27 | 2 | - | 1 | 31 |
| Passagers Retour | - | - | 52 | 10 | 7 | 6 | 23 | 98 |
| Passagers en tournée | - | - | - | 13 | - | - | - | 13 |
| TOTAL | - | - | 53 | 50 | 9 | 6 | 24 | 142 |



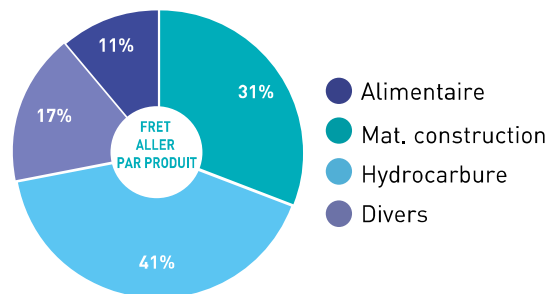
Récapitulatif du fret des Tuamotu Est / île

Tuamotu - Gambier

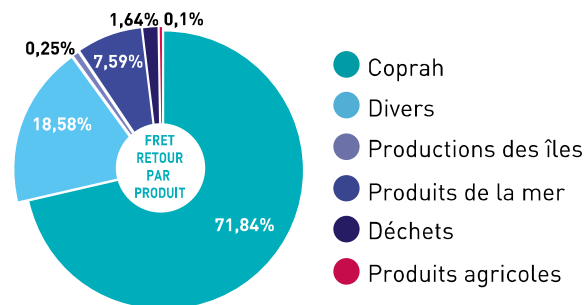


| FRET | MURUROA | NUKUTAVAKE | PINAKI | PUKARUA | REAO | TATAKOTO | TEMATANGI | TUREIA | VAHITAHU | VAIRAATEA | VANAVANA | TOTAL |
|--------------------------|------------------|----------------|---------------|----------------|----------------|----------------|----------------|----------------|----------------|----------------|---------------|------------------|
| Alimentaire | 67,180 | 33,003 | - | 59,280 | 129,610 | 108,648 | 7,055 | 52,011 | 58,622 | 9,082 | 0,283 | 524,774 |
| Mat. construction | 872,515 | 49,650 | - | 324,265 | 126,307 | 30,792 | 36,237 | 247,654 | 231,667 | 10,664 | 0,312 | 1 930,063 |
| Hydrocarbure | 192,846 | 59,940 | - | 75,696 | 142,951 | 175,687 | 7,300 | 116,006 | 37,925 | 15,848 | - | 824,199 |
| Divers | 736,318 | 32,390 | - | 119,713 | 165,452 | 178,088 | 15,240 | 158,354 | 38,593 | 18,012 | 0,642 | 1 462,802 |
| FRET ALLER | 1 868,859 | 174,983 | - | 578,954 | 564,320 | 493,215 | 65,832 | 574,025 | 366,807 | 53,606 | 1,237 | 4 741,838 |
| Coprah | - | 109,050 | 17,808 | 91,861 | 203,701 | 252,276 | 109,713 | 91,934 | 110,786 | 73,742 | 83,025 | 1 143,896 |
| Produits de la mer | - | 0,423 | - | 98,024 | 13,993 | 0,200 | 2,686 | 3,043 | 1,000 | 0,744 | 0,713 | 120,826 |
| Produits agricoles | - | 0,040 | - | 0,324 | 0,840 | 0,131 | 0,075 | - | 0,020 | 0,133 | - | 1,563 |
| Productions des îles | - | 0,050 | 0,068 | 0,516 | 2,876 | 0,173 | - | 0,010 | 0,020 | 0,330 | - | 4,043 |
| Déchets | 14,590 | - | - | - | 7,500 | - | - | - | 4,000 | - | - | 26,090 |
| Divers | 209,772 | 6,910 | - | - | 28,259 | 34,380 | 3,514 | 32,012 | 53,184 | 1,924 | 0,148 | 295,781 |
| FRET RETOUR | 224,362 | 116,473 | 17,808 | 116,471 | 257,169 | 287,160 | 115,988 | 126,999 | 169,010 | 76,873 | 83,886 | 1 592,199 |
| TOTAL FRET (EN T) | 2 093,221 | 291,456 | 17,808 | 695,425 | 821,489 | 780,375 | 181,820 | 701,024 | 535,817 | 130,479 | 85,123 | 6 334,037 |

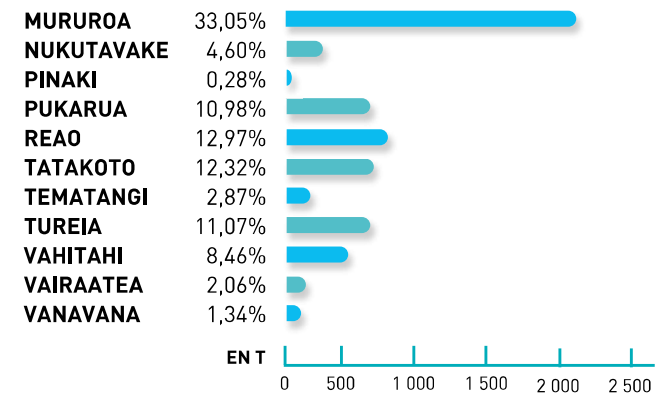
FRET ALLER PAR PRODUIT



FRET RETOUR PAR PRODUIT



FRET PAR ÎLE





Détail des produits en provenance des Tuamotu Est / île

Tuamotu - Gambier



PRODUITS AGRICOLES

| | NONO | COCO | AUTRES | TOTAL |
|--------------|--------------|--------------|--------------|--------------|
| NUKUTAVAKE | - | 0,040 | - | 0,040 |
| PUKARUA | - | 0,324 | - | 0,324 |
| REAO | 0,500 | 0,040 | 0,300 | 0,840 |
| TATAKOTO | - | 0,120 | 0,011 | 0,131 |
| TEMATANGI | - | 0,075 | - | 0,075 |
| VAHITAHU | - | 0,020 | - | 0,020 |
| VAIRAATEA | - | 0,133 | - | 0,133 |
| TOTAL | 0,500 | 0,752 | 0,311 | 1,563 |

PRODUITS DE LA MER

| | POISSON | PAHUA | PIEVRE | GLACIÈRE (RÉFRIGÉRÉ) | TOTAL |
|--------------|---------------|---------------|---------------|----------------------|----------------|
| NUKUTAVAKE | 0,423 | - | - | - | 0,423 |
| PUKARUA | 8,023 | 29,607 | 59,152 | 1,242 | 98,024 |
| REAO | 5,435 | 1,760 | 4,955 | 1,843 | 13,993 |
| TATAKOTO | 0,200 | - | - | - | 0,200 |
| TEMATANGI | 1,803 | - | - | 0,883 | 2,686 |
| TUREIA | 1,091 | - | - | 1,952 | 3,043 |
| VAHITAHU | 0,770 | - | - | 0,230 | 1,000 |
| VAIRAATEA | 0,469 | - | - | 0,275 | 0,744 |
| VANAVANA | 0,315 | - | - | 0,398 | 0,713 |
| TOTAL | 18,529 | 31,367 | 64,107 | 6,823 | 120,826 |



Détail des produits en provenance des Tuamotu Est / île

Tuamotu - Gambier



PRODUCTIONS DES ÎLES

| | MIEL | VIANDE DE PORC | GRAVIER (IRI IRI) | BOURRE DE COCO | COQUILLAGE | TOTAL |
|--------------|--------------|----------------|-------------------|----------------|--------------|--------------|
| NUKUTAVAKE | - | - | 0,040 | - | 0,010 | 0,050 |
| PINAKI | - | - | - | - | 0,068 | 0,068 |
| PUKARUA | 0,248 | 0,021 | 0,100 | -0,020 | 0,127 | 0,516 |
| REAO | 0,086 | 0,263 | 1,800 | 0,445 | 0,282 | 2,876 |
| TATAKOTO | 0,127 | 0,046 | - | - | - | 0,173 |
| TUREIA | 0,010 | - | - | - | - | 0,010 |
| VAHITAHU | - | - | - | - | 0,020 | 0,020 |
| VAIRAATEA | - | - | 0,320 | - | 0,010 | 0,330 |
| TOTAL | 0,471 | 0,330 | 2,260 | 0,465 | 0,517 | 4,043 |

DÉCHETS

| | |
|--------------|---------------|
| MURUROA | 14,590 |
| REAO | 7,500 |
| VAHITAHU | 4,000 |
| TOTAL | 26,090 |



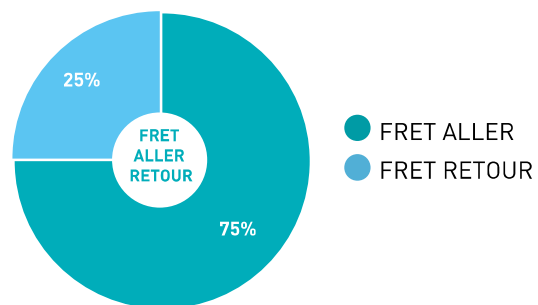
Récapitulatif du fret des Tuamotu Est / par navire

Tuamotu - Gambier

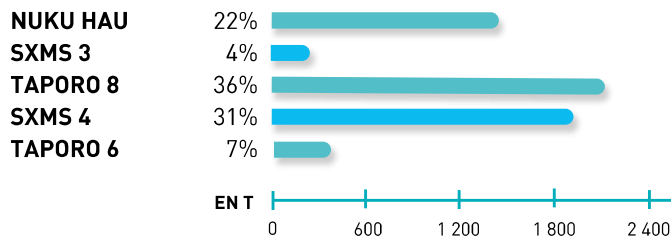


| FRET | NUKU HAU | SAINT XAVIER MARIS STELLA 3 | TAPORO 8 | ST X MARIS STELLA 4 | TAPORO 6 | TOTAL |
|--------------------------|------------------|--------------------------------|------------------|------------------------|----------------|------------------|
| Alimentaire | 114,889 | 22,061 | 299,598 | 5,298 | 82,928 | 524,774 |
| Mat. construction | 281,133 | 11,145 | 452,735 | 1 177,352 | 7,698 | 1 930,063 |
| Hydrocarbure | 219,635 | 70,156 | 338,877 | 87,585 | 107,946 | 824,199 |
| Divers | 185,197 | 55,905 | 570,277 | 556,988 | 94,435 | 1 462,802 |
| FRET ALLER | 800,854 | 159,267 | 1 661,487 | 1 827,223 | 293,007 | 4 741,838 |
| Coprah | 495,682 | 65,651 | 419,064 | 43,076 | 120,423 | 1 143,896 |
| Produits de la mer | 14,260 | 0,010 | 103,425 | - | 3,131 | 120,826 |
| Produits agricoles | 0,199 | 0,500 | 0,829 | - | 0,035 | 1,563 |
| Productions des îles | 0,942 | - | 2,716 | - | 0,385 | 4,043 |
| Déchets | 8,700 | - | 17,090 | - | 0,300 | 26,090 |
| Divers | 54,606 | 11,378 | 67,184 | 115,039 | 47,574 | 295,781 |
| FRET RETOUR | 574,389 | 77,539 | 610,308 | 158,115 | 171,848 | 1 592,199 |
| TOTAL FRET (EN T) | 1 375,243 | 236,806 | 2 271,795 | 1 985,338 | 464,855 | 6 334,037 |

FRET ALLER/ RETOUR



FRET PAR NAVIRE





Récapitulatif des passagers des Tuamotu Est / îles

Tuamotu - Gambier



| | MURUROA | NUKUTAVAKE | PINAKI | PUKARUA | REAO | TATAKOTO | TEMATANGI | TUREIA | VAHITAHU | VAIRAATEA | TOTAL |
|------------------|----------|------------|----------|----------|----------|----------|-----------|----------|----------|-----------|-----------|
| Passagers Aller | 7 | - | - | - | - | - | 1 | - | - | 4 | 8 |
| Passagers Retour | - | 2 | - | - | 4 | - | 14 | 5 | - | - | 25 |
| TOTAL | 7 | 2 | - | - | 4 | - | 15 | 5 | - | 4 | 33 |



Récapitulatif des passagers des Tuamotu Est / par navire

Tuamotu - Gambier



| | NUKU HAU | SAINT XAVIER MARIS STELLA 3 | TAPORO 8 | ST XAVIER MARIS STELLA 4 | TAPORO 6 | TOTAL |
|------------------|-----------|--------------------------------|-----------|-----------------------------|----------|-----------|
| Passagers Aller | - | - | 1 | 7 | - | 8 |
| Passagers Retour | 12 | 1 | 12 | - | - | 25 |
| TOTAL | 12 | 1 | 13 | 7 | - | 33 |



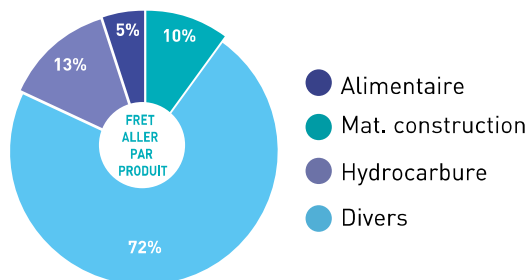
Récapitulatif du fret des Tuamotu Nord-Est / île

Tuamotu - Gambier

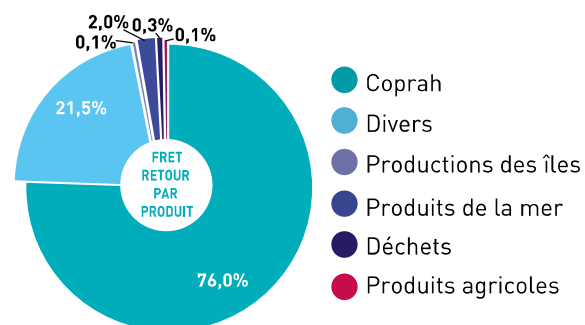


| FRET | FAKAHINA | FANGATAU | NAPUKA | PUKA PUKA | TEPOTO NORD | TOTAL |
|--------------------------|----------------|----------------|------------------|----------------|------------------|------------------|
| Alimentaire | 22,270 | 39,800 | 71,263 | 56,533 | 7,566 | 197,432 |
| Mat. construction | 63,387 | 145,264 | 1 476,667 | 132,018 | 960,159 | 2 777,495 |
| Hydrocarbure | 32,837 | 147,706 | 232,842 | 90,529 | 5,228 | 509,142 |
| Divers | 51,018 | 50,136 | 142,301 | 95,601 | 33,649 | 372,705 |
| FRET ALLER | 169,512 | 382,906 | 1 923,073 | 374,681 | 1 006,602 | 3 856,774 |
| Coprah | 178,395 | 93,399 | 24,396 | 135,370 | 13,016 | 444,576 |
| Produits de la mer | 3,283 | 3,751 | 3,490 | 1,291 | 0,100 | 11,915 |
| Produits agricoles | 0,101 | 0,441 | - | - | 0,040 | 0,582 |
| Productions des îles | 0,143 | 0,105 | - | 0,160 | - | 0,408 |
| Déchets | - | - | 1,400 | 0,300 | - | 1,700 |
| Divers | 9,040 | 20,317 | 88,385 | 4,896 | 3,357 | 125,995 |
| FRET RETOUR | 190,962 | 118,013 | 117,671 | 142,017 | 16,513 | 585,176 |
| TOTAL FRET (EN T) | 360,474 | 500,919 | 2 040,744 | 516,698 | 1 023,115 | 4 441,950 |

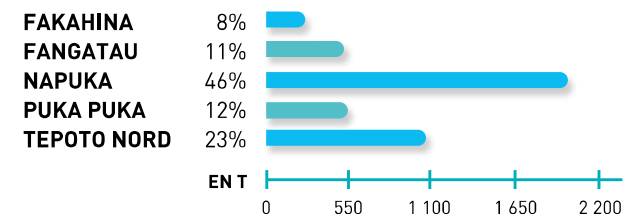
FRET ALLER PAR PRODUIT



FRET RETOUR PAR PRODUIT



FRET PAR ÎLE





Détail des produits en provenance des Tuamotu Nord-Est / île

Tuamotu - Gambier



PRODUITS AGRICOLES

| | CITRON | COCO | TOTAL |
|--------------|--------------|--------------|--------------|
| FAKAHINA | 0,101 | - | 0,101 |
| FANGATAU | 0,441 | - | 0,441 |
| NAPUKA | - | - | - |
| PUKA PUKA | - | - | - |
| TEPOTO NORD | - | 0,040 | 0,040 |
| TOTAL | 0,542 | 0,040 | 0,582 |

PRODUITS DE LA MER

| | POISSON | PAHUA | GLACIÈRE (RÉFRIGÉRÉ) | TOTAL |
|--------------|---------------|--------------|----------------------|---------------|
| | 2,862 | 0,116 | 0,305 | 3,283 |
| | 3,161 | - | 0,590 | 3,751 |
| | 3,276 | 0,031 | 0,183 | 3,490 |
| | 0,973 | - | 0,318 | 1,291 |
| | 0,100 | - | - | 0,100 |
| TOTAL | 10,372 | 0,147 | 1,396 | 11,915 |

PRODUCTIONS DES ILES

| | MIEL | GRAVIERS DE PLAGES | SEL | TOTAL |
|--------------|--------------|--------------------|--------------|--------------|
| FAKAHINA | 0,043 | 0,100 | - | 0,143 |
| FANGATAU | 0,105 | - | - | 0,105 |
| NAPUKA | - | - | - | - |
| PUKA PUKA | - | - | 0,160 | 0,160 |
| TEPOTO NORD | - | - | - | - |
| TOTAL | 0,148 | 0,100 | 0,160 | 0,408 |

DÉCHETS

| | |
|--------------|--------------|
| FAKAHINA | - |
| FANGATAU | - |
| NAPUKA | 1,400 |
| PUKA PUKA | 0,300 |
| TEPOTO NORD | - |
| TOTAL | 1,700 |



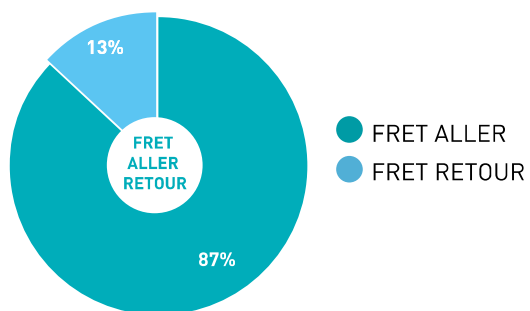
Récapitulatif du fret des Tuamotu Nord-Est / par navire

Tuamotu - Gambier



| FRET | SAINT XAVIER MARIS STELLA 3 | ST X MARIS STELLA 4 | TAPORO 9 | TOTAL |
|--------------------------|--------------------------------|------------------------|----------------|------------------|
| Alimentaire | 148,171 | 34,095 | 15,166 | 197,432 |
| Mat. construction | 2 081,125 | 269,092 | 427,278 | 2 777,495 |
| Hydrocarbure | 399,953 | 81,908 | 27,281 | 509,142 |
| Divers | 231,339 | 119,035 | 22,331 | 372,705 |
| FRET ALLER | 2 860,588 | 504,130 | 492,056 | 3 856,774 |
| Coprah | 250,920 | 133,072 | 60,584 | 444,576 |
| Produits de la mer | 7,775 | 1,878 | 2,262 | 11,915 |
| Produits agricoles | 0,051 | 0,056 | 0,475 | 0,582 |
| Productions des îles | 0,265 | 0,063 | 0,080 | 0,408 |
| Déchets | 1,700 | - | - | 1,700 |
| Divers | 48,013 | 60,638 | 17,344 | 125,995 |
| FRET RETOUR | 308,724 | 195,707 | 80,745 | 585,176 |
| TOTAL FRET (EN T) | 3 169,312 | 699,837 | 572,801 | 4 441,950 |

FRET ALLER/ RETOUR

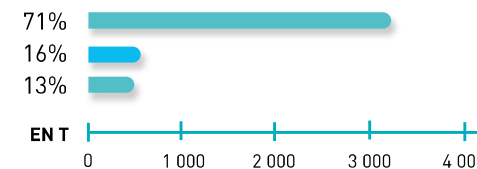


FRET PAR NAVIRE

SXMS 3

SXMS 4

TAPORO 9





Récapitulatif des passagers des Tuamotu Nord-Est / île

Tuamotu - Gambier



| | FAKAHINA | FANGATAU | NAPUKA | PUKA PUKA | TEPOTO NORD | TOTAL |
|------------------|----------|----------|----------|-----------|-------------|-----------|
| Passagers Aller | 6 | - | - | - | - | 6 |
| Passagers Retour | - | - | 3 | 2 | - | 5 |
| TOTAL | - | 3 | 3 | 2 | - | 11 |



Récapitulatif des passagers des Tuamotu Nord-Est / par navire

Tuamotu - Gambier



| | SAINT XAVIER MARIS STELLA 3 | ST XAVIER MARIS STELLA 4 | TAPORO 9 | TOTAL |
|------------------|--------------------------------|-----------------------------|----------|-----------|
| Passagers Aller | 3 | 3 | - | 6 |
| Passagers Retour | 3 | 2 | - | 5 |
| TOTAL | 6 | 5 | - | 11 |



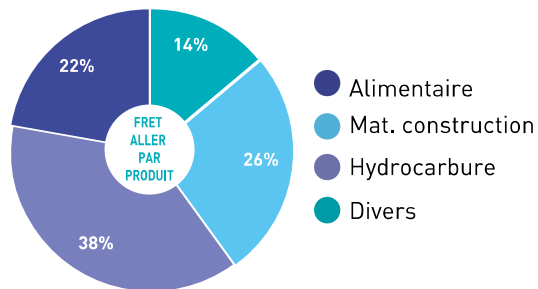
Récapitulatif du fret des Gambier / île

Tuamotu - Gambier

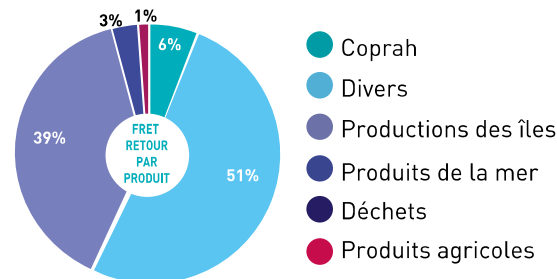


| FRET | RIKITEA | MARUTEA SUD | TOTAL |
|--------------------------|------------------|----------------|------------------|
| Alimentaire | 1 386,451 | 9,537 | 1 395,988 |
| Mat. construction | 1 630,416 | 7,207 | 1 637,623 |
| Hydrocarbure | 2 361,883 | 79,623 | 2 441,506 |
| Divers | 897,136 | 7,008 | 904,144 |
| FRET ALLER | 6 275,886 | 103,375 | 6 379,261 |
| Coprah | - | 31,416 | 31,416 |
| Produits de la mer | 12,849 | 1,604 | 14,453 |
| Produits agricoles | 3,576 | - | 3,576 |
| Productions des îles | 150,152 | 52,200 | 202,352 |
| Déchets | - | - | - |
| Divers | 246,458 | 15,631 | 262,089 |
| FRET RETOUR | 413,035 | 100,851 | 513,886 |
| TOTAL FRET (EN T) | 6 688,921 | 204,226 | 6 893,147 |

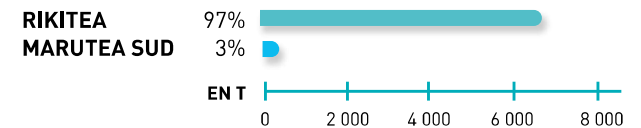
FRET ALLER PAR PRODUIT



FRET RETOUR PAR PRODUIT



FRET PAR ÎLE





Détail des produits en provenance des Gambier

Tuamotu - Gambier



PRODUITS AGRICOLES

| | CITRON | LITCHI | PAMPLEMOUSSE | AUTRES | TOTAL |
|--------------|--------------|--------------|--------------|--------------|--------------|
| RIKITEA | 1,249 | 1,430 | 0,270 | 0,627 | 3,576 |
| MARUTEA SUD | - | - | - | - | - |
| TOTAL | 1,249 | 1,430 | 0,270 | 0,627 | 3,576 |

PRODUITS DE LA MER

| | POISSON | KORORI | GLACIÈRE | TOTAL |
|--------------|--------------|--------------|--------------|---------------|
| RIKITEA | 6,714 | 4,603 | 1,532 | 12,849 |
| MARUTEA SUD | 0,363 | - | 1,241 | 1,604 |
| TOTAL | 7,077 | 4,603 | 2,773 | 14,453 |

PRODUCTIONS DES ILES

| | MIEL | VIANDE DE PORC | SABLE | NACRE | TOTAL |
|--------------|--------------|----------------|--------------|----------------|----------------|
| RIKITEA | 0,410 | 0,103 | 0,460 | 149,179 | 150,152 |
| MARUTEA SUD | 0,200 | - | - | 52,000 | 52,200 |
| TOTAL | 0,610 | 0,103 | 0,460 | 201,179 | 202,352 |



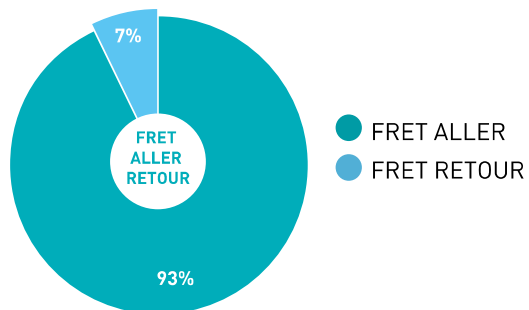
Récapitulatif du fret des Gambier / par navire

Tuamotu - Gambier



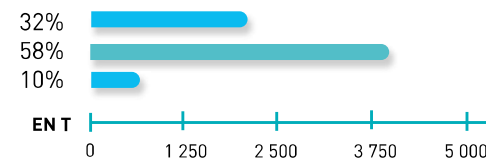
| FRET | NUKU HAU | TAPORO 8 | TAPORO 6 | TOTAL |
|--------------------------|------------------|------------------|----------------|------------------|
| Alimentaire | 423,432 | 802,476 | 170,080 | 1 395,988 |
| Mat. construction | 386,490 | 1 176,852 | 74,281 | 1 637,623 |
| Hydrocarbure | 691,683 | 1 454,946 | 294,877 | 2 441,506 |
| Divers | 365,731 | 440,494 | 97,919 | 904,144 |
| FRET ALLER | 1 867,336 | 3 874,768 | 637,157 | 6 379,261 |
| Coprah | 31,416 | - | - | 31,416 |
| Produits de la mer | 5,071 | 7,377 | 2,005 | 14,453 |
| Produits agricoles | 0,801 | 1,998 | 0,777 | 3,576 |
| Productions des îles | 145,960 | 45,156 | 11,236 | 202,352 |
| Déchets | - | - | - | - |
| Divers | 170,711 | 71,652 | 19,726 | 262,089 |
| FRET RETOUR | 353,959 | 126,183 | 33,744 | 513,886 |
| TOTAL FRET (EN T) | 2 221,295 | 4 000,951 | 670,901 | 6 893,147 |

FRET ALLER/ RETOUR



FRET PAR NAVIRE

NUKU HAU
TAPORO 8
TAPORO 6





Récapitulatif des passagers des Gambier / île

Tuamotu - Gambier



| | RIKITEA | MARUTEA SUD | CROISIERE | TOTAL |
|------------------|---------|-------------|------------|------------|
| Passagers Aller | - | - | - | - |
| Passagers Retour | - | - | - | - |
| Croisiéristes | - | 3 | 319 | 322 |
| TOTAL | - | 3 | 319 | 322 |



Récapitulatif des passagers des Gambier / par navire

Tuamotu - Gambier



| | NUKU HAU | TAPORO 8 | TAPORO 6 | ARANUI 5 | TOTAL |
|------------------|----------|----------|----------|------------|------------|
| Passagers Aller | - | - | - | - | - |
| Passagers Retour | - | - | - | - | - |
| Croisiéristes | 3 | - | - | 319 | 322 |
| TOTAL | « | - | - | 319 | 322 |